

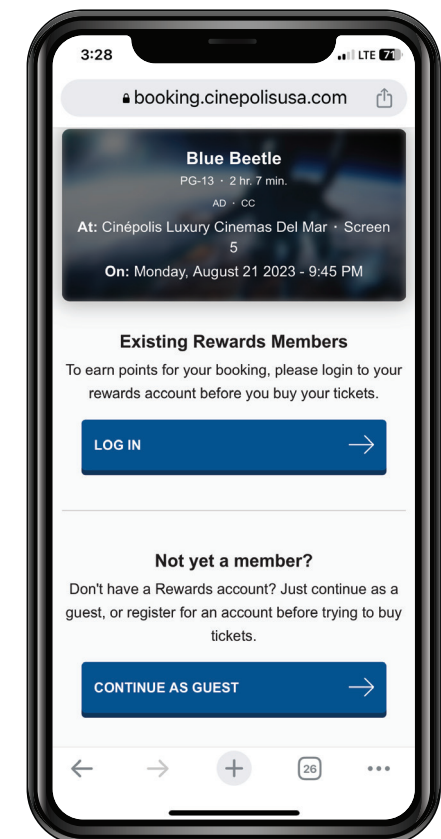
## HOW TO USE CINÉPOLIS MEDIA VOUCHERS

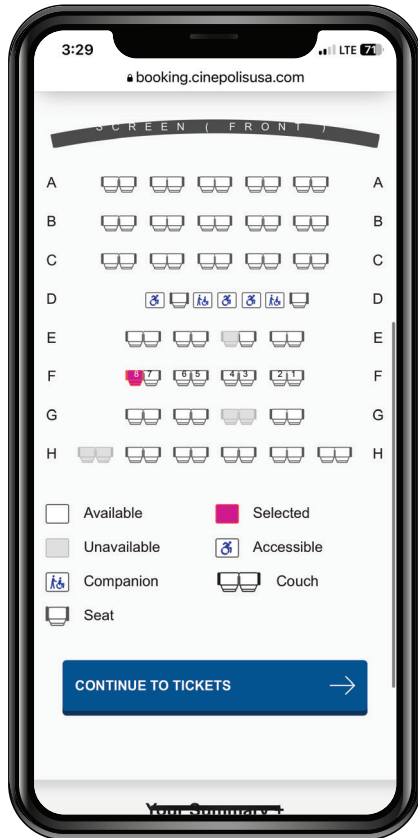
Visit our website at [CinepolisUSA.com](https://CinepolisUSA.com) and look for the movie you want to see.

Make sure your location is selected and pick your preferred date and time.

Select your preferred showtime and if you're a Rewards member, **log in**.

If not, sign up for Rewards to earn points towards free tickets or click **Continue As Guest**.





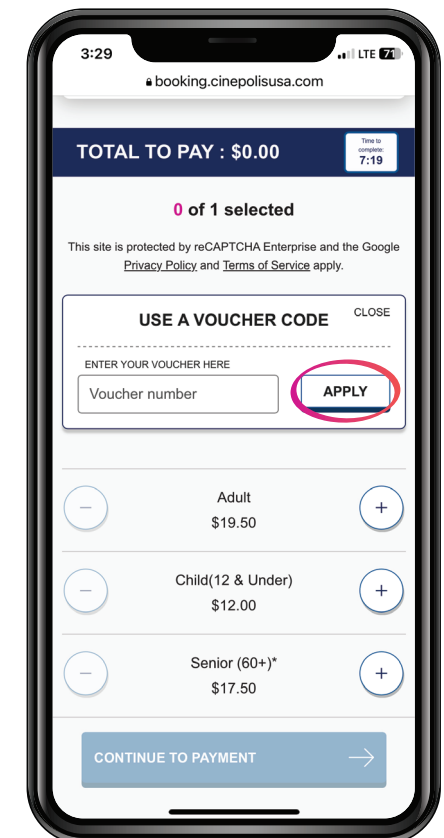
Select your preferred seats in the auditorium.

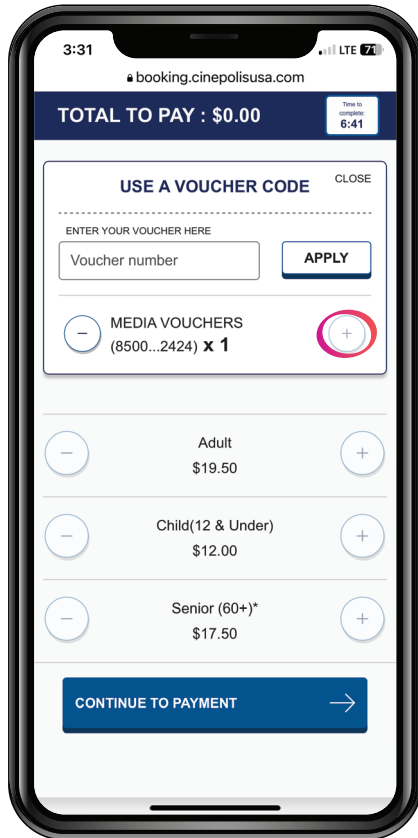
The screen is at the top. The pink chairs represent your selection. Greyed out seats are unavailable.

Once you've selected your seats, click **Continue To Tickets**.

Click **Use a Voucher Code** and enter your voucher number.

Then, click **Apply**.





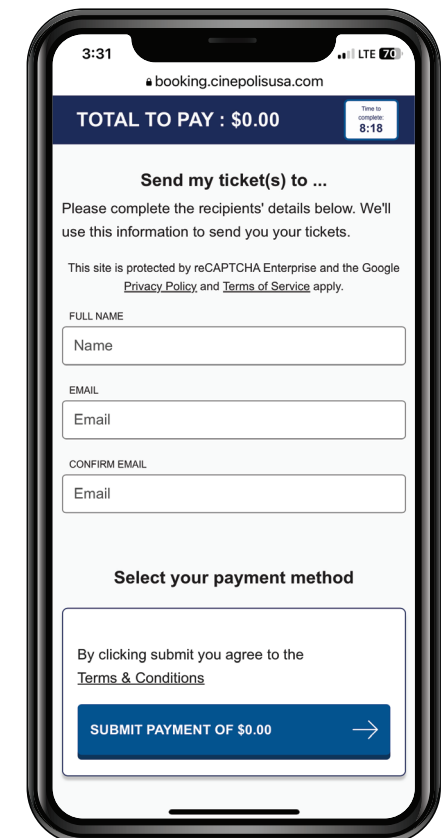
Once the Voucher is applied, click the **Plus (+) sign** to add the Voucher to your order.

If you do not have enough vouchers to cover the number of seats you selected, you may add one of the other ticket options (Adult, Child, Senior).

Once complete, click **Continue to Payment.**

Enter your contact information and payment information, if you have a balance to pay.

Click **Submit** to finish reserving your tickets and your confirmation will be emailed to you.



**ENJOY THE SHOW!**